

**Format of holding of specified securities**

**Annexure - I**

- 1 Name of Listed Entity : **OCTAL CREDIT CAPITAL LTD.**
- 2 Scrip Code/Name of Scrip/Class of Security :
- 3 Share Holding Pattern Filed under: Reg. 31(1) ( b ) : Quarter Ended 30/06/2016
- 4 Declaration:

	<b>Particulars</b>	<b>Yes</b>	<b>No</b>
1	Whether the Listed Entity has issued any partly paid up shares		NO
2	Whether the Listed Entity has issued any Convertible Securities or Warrants?		NO
3	Whether the Listed Entity has any shares against which depository receipt are issued?		NO
4	Whether the Listed Entity has any shares in locked-in?		NO
5	Whether any shares held by promoters are pledge or otherwise encumbered?		NO

- 5 The tabular format for disclosure of holding of specified securities is as follows:-

For Octal Credit Capital Ltd

*Payal Bhutonia*  
Company Secretary




Table I - Summary Statement holding of specified securities

Category (i)	Category of shareholder (ii)	Nos. of shareholders (iii)	No. of fully paid up equity shares held (iv)	No. of partly paid-up equity shares held (v)	No. of shares underlying Depository Receipt (vi)	Total nos. shares held (vii) = (iv)+(v)+(vi)	Shareholding as a % of total no. of shares (calculated as per SCRR, 1957) (viii) As a % of (A+B+C2)	Number of Voting Rights held in each class of securities (ix)			No. of Shares Underlying convertible securities (including Warrants) (x)	Shareholding as a % assuming full conversion of convertible securities (as a percentage of diluted share capital) (xi) = (vii)+(x) as a % of (A+B+C)	Number of Locked in shares (xii)		Number of Shares pledged or otherwise encumbered (xiii)		Number of equity shares held in dematerialized form (xiv)
								No. of Voting Rights		Total as a % of (A+B+C)			No. (a)	As a % of total Shares held (b)	No. (a)	As a % of total Shares held (b)	
								Class eq: x	Class eq: y								
(A)	Promoter & Promoter Group	30	1327100	0	0	1327100	26.537	1327100	0	0	26.537	0	0.000	0	0.000	917100	
(B)	Public	863	3673800	0	0	3673800	73.463	3673800	0	0	73.463	0	0.000	0	0.000	2373665	
(C)	Non Promoter - Non Public																
(C1)	Shares underlying DRS																
(C2)	Shares held by Employee Trusts																
	<b>TOTAL</b>	<b>893</b>	<b>5000900</b>	<b>0</b>	<b>0</b>	<b>5000900</b>	<b>100.000</b>	<b>5000900</b>	<b>0</b>	<b>0</b>	<b>100.000</b>	<b>0</b>	<b>0.000</b>	<b>0</b>	<b>0.000</b>	<b>3290765</b>	




**Table II - Statement showing shareholding pattern of the Promoter and Promoter Group**

(1)	(i)	PAN (ii)	Nos. of shareholder (iii)	No. of fully paid-up equity shares held (IV)	No. of partly paid-up equity shares held (V)	Nos. of shares underlying Depository Receipt (VI)	Total nos. shares held (VII) = (IV)+(V)+(VI)	Shareholding % calculated as per SCRR, 1957 As a % of (A+B+C2) (VIII)	Number of Voting Rights held in each class of securities (IX)			No. of Shares Underlying Outstanding convertible securities (including Warrants) (X)	Shareholding as a % assuming full conversion of convertible securities (as a percentage of diluted share capital) (XI) = (VII)+(X) as a %	Number of Locked in shares (XII)		Number of Shares pledged or otherwise encumbered (XIII)		Number of equity shares held in dematerialized form (XIV)	
									Class x	Class y	Total			Total as a % of Total Voting rights	No.	As a % of total Shares held (b)	No.		As a % of total Shares held (b)
(1)	Indian		0	0	0	0	0	0.000	0	0	0	0.000	0	0.000	0	0.000	0	0	
(a)	Individuals/Hindu undivided Family		23	352300	0	0	352300	7.045	0	352300	7.045	0	0.000	0	0.000	0	0.000	152300	
	AMRAW DEVI JAIN	ACKPJ7137R	0	30000	0	0	30000	0.600	0	30000	0.600	0	0.000	0	0.000	0	0.000	0	
	ARUNA PATNI	ACQP19947B	0	20000	0	0	20000	0.400	0	20000	0.400	0	0.000	0	0.000	0	0.000	20000	
	BABULAL SARAOGI	ALBPS0869H	0	10000	0	0	10000	0.200	0	10000	0.200	0	0.000	0	0.000	0	0.000	0	
	BASANT JAIN	ACEPJ0817A	0	5000	0	0	5000	0.100	0	5000	0.100	0	0.000	0	0.000	0	0.000	0	
	BIMAL KUMAR PATNI	ACSPJ6535F	0	10000	0	0	10000	0.200	0	10000	0.200	0	0.000	0	0.000	0	0.000	10000	
	BIMALA DEVI JAIN	ACKPJ7135P	0	10000	0	0	10000	0.200	0	10000	0.200	0	0.000	0	0.000	0	0.000	0	
	BINOD KUMAR SINGHANIA	ALVPS6667B	0	5000	0	0	5000	0.100	0	5000	0.100	0	0.000	0	0.000	0	0.000	0	
	CHHAGNI DEVI PATNI	BPSP6951D	0	10000	0	0	10000	0.200	0	10000	0.200	0	0.000	0	0.000	0	0.000	10000	
	DHANRAJ PATNI	AFVPP5412K	0	10000	0	0	10000	0.200	0	10000	0.200	0	0.000	0	0.000	0	0.000	10000	
	DILIP KUMAR PATNI	AFLPP8238B	0	16000	0	0	16000	0.320	0	16000	0.320	0	0.000	0	0.000	0	0.000	16000	
	KAMAL NAYAN JAIN	ACTPJ4363L	0	11000	0	0	11000	0.220	0	11000	0.220	0	0.000	0	0.000	0	0.000	11000	
	KIRAN DEVI JAIN	AFAPJ9615D	0	20000	0	0	20000	0.400	0	20000	0.400	0	0.000	0	0.000	0	0.000	0	
	MAHENDRA KUMAR PATNI	AFRPP9114N	0	35300	0	0	35300	0.706	0	35300	0.706	0	0.000	0	0.000	0	0.000	35300	
	MEENA DEVI JAIN	ACKPJ7133M	0	10000	0	0	10000	0.200	0	10000	0.200	0	0.000	0	0.000	0	0.000	0	
	NEELAM JAIN	ACKPJ7136Q	0	10000	0	0	10000	0.200	0	10000	0.200	0	0.000	0	0.000	0	0.000	0	
	NISHA JAIN	AEDPJ4064Q	0	5000	0	0	5000	0.100	0	5000	0.100	0	0.000	0	0.000	0	0.000	0	
	PRADEEP BARIATYA	AEHPB1557N	0	5000	0	0	5000	0.100	0	5000	0.100	0	0.000	0	0.000	0	0.000	0	
	PRAMOD KUMAR KOTHARI	AEXPK7030B	0	50000	0	0	50000	1.000	0	50000	1.000	0	0.000	0	0.000	0	0.000	0	
	SANDEEP JAIN (PATNI)	ACWPI7070R	0	10000	0	0	10000	0.200	0	10000	0.200	0	0.000	0	0.000	0	0.000	10000	
	SHANTI KUMAR PATNI	AFKPP2172B	0	10000	0	0	10000	0.200	0	10000	0.200	0	0.000	0	0.000	0	0.000	10000	
	SHREE CHAND SARAOGI	AJLPS9436P	0	40000	0	0	40000	0.800	0	40000	0.800	0	0.000	0	0.000	0	0.000	0	
	SUNITA DEVI PATNI	AKAPP6915F	0	10000	0	0	10000	0.200	0	10000	0.200	0	0.000	0	0.000	0	0.000	10000	
	VIJAY KUMAR PATNI	ACVPI6512D	0	10000	0	0	10000	0.200	0	10000	0.200	0	0.000	0	0.000	0	0.000	10000	
(b)	Central Government/State Government(s)		0	0	0	0	0	0.000	0	0	0.000	0	0.000	0	0.000	0	0.000	0	
(c)	Financial Institutions/Banks		0	0	0	0	0	0.000	0	0	0.000	0	0.000	0	0.000	0	0.000	0	
(d)	Any Other Bodies Corporate		7	974800	0	0	974800	19.492	0	974800	19.492	0	0.000	0	0.000	0	0.000	764800	



**Table II - Statement showing shareholding pattern of the Promoter and Promoter Group**

Category & Name of shareholders (i)	PAN (ii)	Nos. of shareholder (iii)	No. of fully paid-up equity shares held (IV)	No. of partly paid-up equity shares held (V)	Nos. of shares underlying Depository Receipt (VI)	Total nos. shares held (VII) = (IV)+(V)+(VI)	Shareholding % calculated as per SCRR, 1957 As a % of (A+B+C2) (VIII)	Number of Voting Rights held in each class of securities (IX)			No. of Shares Underlying convertible securities (including Warrants) (X)	Shareholding as a % assuming full conversion of convertible securities (as a percentage of diluted share capital) (XI) = (VII)+(X) as a %	Number of Locked in shares (XII)		Number of Shares pledged or otherwise encumbered (XIII)		Number of equity shares held in dematerialized form (XIV)
								Class x	Class y	Total			No. (a)	As a % of total Shares held (b)	No. (a)	As a % of total Shares held (b)	
ASHIKA FINANCIAL SERVICES PVT. LTD.	AACCA1721D	0	70000	0	0	70000	1.400	0	70000	1.400	0	0.000	0	0.000	0	0	0
DEE DEE VANUJA PVT. LTD.	AAACD9387Q	0	50000	0	0	50000	1.000	0	50000	1.000	0	0.000	0	0.000	0	0	0
G. G. RESOURCES PVT. LTD.	AABCG0074E	0	10000	0	0	10000	0.200	0	10000	0.200	0	0.000	0	0.000	0	0	10000
HANUMAN EXPORTS & RESOURCES PVT. LTD.	AAACH7012E	0	20000	0	0	20000	0.400	0	20000	0.400	0	0.000	0	0.000	0	0	0
MARSHALL COMMODITIES PVT. LTD.	AACCM2621E	0	20000	0	0	20000	0.400	0	20000	0.400	0	0.000	0	0.000	0	0	0
NAVILAN SALES PROMOTION PVT. LTD.	AABCB0184A	0	50000	0	0	50000	1.000	0	50000	1.000	0	0.000	0	0.000	0	0	0
PATNI RESOURCES PVT. LTD.	AABCP4943R	0	754800	0	0	754800	15.093	0	754800	15.093	0	0.000	0	0.000	0	0	754800
Trusts		0	0	0	0	0	0.000	0	0	0.000	0	0.000	0	0.000	0	0	0
Clearing Members		0	0	0	0	0	0.000	0	0	0.000	0	0.000	0	0.000	0	0	0
Sub-Total (A)(1)		30	1327100	0	0	1327100	26.537	0	1327100	26.537	0	0.000	0	0.000	0	0	917100
Foreign Individuals (Non-Resident Individuals/Foreign Individuals)		0	0	0	0	0	0.000	0	0	0.000	0	0.000	0	0.000	0	0	0
Government Institutions		0	0	0	0	0	0.000	0	0	0.000	0	0.000	0	0.000	0	0	0
Foreign Portfolio Investor		0	0	0	0	0	0.000	0	0	0.000	0	0.000	0	0.000	0	0	0
Any Other OCBs		0	0	0	0	0	0.000	0	0	0.000	0	0.000	0	0.000	0	0	0
Sub-Total (A)(2)		0	0	0	0	0	0.000	0	0	0.000	0	0.000	0	0.000	0	0	0
<b>Total Shareholding of Promoter and Promoter Group (A)=[(A)(1)+(A)(2)]</b>		<b>30</b>	<b>1327100</b>	<b>0</b>	<b>0</b>	<b>1327100</b>	<b>26.537</b>	<b>0</b>	<b>1327100</b>	<b>26.537</b>	<b>0</b>	<b>0.000</b>	<b>0</b>	<b>0.000</b>	<b>0</b>	<b>0</b>	<b>917100</b>



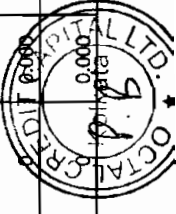
**Table III - Statement showing shareholding pattern of the Public shareholder**

Category & Name of shareholders (i)	PAN (ii)	Nos. of shareholder (iii)	No. of fully paid-up equity shares held (iv)	No. of partly paid-up equity shares held (v)	Nos. of shares underlying Depository Receipt (vi)	Total nos. shares held (VII) = (IV)+(V)+(VI)	Shareholding % calculated as per SCRR, 1957 as a % of (A+B+C2) (VIII)	Number of Voting Rights held in each class of securities (IX)			No. of Shares Underlying convertible securities (including Warrants) (X)	Shareholding as a % assuming full conversion of convertible securities (as a percentage of diluted share capital) (VII)+(X) as a % of (A+B+C)	Number of Locked in shares (XII)		Number of Shares pledged or otherwise encumbered		Number of Shares held in dematerialized form (XIV)
								No. of Voting Rights		As a % of total Shares held (b)			No. (a)	As a % of total Shares held (b)	No. (a)	As a % of total Shares held (b)	
								Class x	Class y								
(1) Institutions		0	0	0	0	0	0.000	0	0	0	0.000	0	0.000	0	0.000	0	0
(a) Mutual Funds Venture Capital Funds		0	0	0	0	0	0.000	0	0	0	0.000	0	0.000	0	0.000	0	0
(b) Alternate Investment Funds		0	0	0	0	0	0.000	0	0	0	0.000	0	0.000	0	0.000	0	0
(c) Foreign Venture Capital Investors		0	0	0	0	0	0.000	0	0	0	0.000	0	0.000	0	0.000	0	0
(d) Foreign Portfolio Investors		0	0	0	0	0	0.000	0	0	0	0.000	0	0.000	0	0.000	0	0
(e) Financial Institutions/Banks		1	337500	0	0	337500	6.749	337500	0	337500	6.749	0	0.000	0	0.000	0	0
(f) ORIENTAL BANK OF COMMERCE		0	337500	0	0	337500	6.749	337500	0	337500	6.749	0	0.000	0	0.000	0	0
(g) Insurance Companies		0	0	0	0	0	0.000	0	0	0	0.000	0	0.000	0	0.000	0	0
Provident Funds/Pension Funds		0	0	0	0	0	0.000	0	0	0	0.000	0	0.000	0	0.000	0	0
(h) Any Other		0	0	0	0	0	0.000	0	0	0	0.000	0	0.000	0	0.000	0	0
Foreign Institutional Investors		0	0	0	0	0	0.000	0	0	0	0.000	0	0.000	0	0.000	0	0
QFI - Corporate		0	0	0	0	0	0.000	0	0	0	0.000	0	0.000	0	0.000	0	0
Sub-Total (B)(1)		1	337500	0	0	337500	6.749	337500	0	337500	6.749	0	0.000	0	0.000	0	0
Central Government/State Government(s)/President of India		0	0	0	0	0	0.000	0	0	0	0.000	0	0.000	0	0.000	0	0
Sub-Total (B)(2)		0	0	0	0	0	0.000	0	0	0	0.000	0	0.000	0	0.000	0	0
(3) Non-Institutions		0	0	0	0	0	0.000	0	0	0	0.000	0	0.000	0	0.000	0	0
(a) Individuals		0	0	0	0	0	0.000	0	0	0	0.000	0	0.000	0	0.000	0	0
i) Individual shareholders holding nominal share capital up to Rs.2 Lakhs.		809	780044	0	0	780044	15.598	780044	0	780044	15.598	0	0.000	0	0.000	0	562709



**Table III - Statement showing shareholding pattern of the Public shareholder**

Category & Name of shareholders (i)	PAN (ii)	Nos. of shareholders (iii)	No. of fully paid-up equity shares held (iv)	No. of partly paid-up equity shares held (v)	Nos. of shares underlying Depository Receipt (vi)	Total nos. shares held (vii) = (iv)+(v)+(vi)	Shareholding % calculated as per SCRR, 1957 as a % of (A+B+C2) (viii)	Number of Voting Rights held in each class of securities (ix)			No. of Shares Underlying convertible securities (including Warrants) (x)	Shareholding as a % assuming full conversion of convertible securities (as a percentage of diluted share capital) (vii)+(x) as a % of (A+B+C)	Number of Locked In shares (xii)		Number of Shares pledged or otherwise encumbered		Number of equity shares held in dematerialized form (xiv)
								Class x	Class y	Total			Total % of Voting rights	No. (a)	As a % of total Shares held (b)	No. (a)	
ii) Individual shareholders holding nominal share capital in excess of Rs.2 Lakhs.		11	412600	0	0	412600	8.251	0	412600	8.251	0	0.000	0	0.000	0	0.000	288000
ASHOK JAIN	ACFP18518D	0	80000	0	0	80000	1.600	0	80000	1.600	0	0.000	0	0.000	0	0.000	80000
NBFCs registered with RBI		0	0	0	0	0	0.000	0	0	0.000	0	0.000	0	0.000	0	0.000	0
Employee Trusts		0	0	0	0	0	0.000	0	0	0.000	0	0.000	0	0.000	0	0.000	0
Overseas Depositors (holding DRs) (balancing figure)		0	0	0	0	0	0.000	0	0	0.000	0	0.000	0	0.000	0	0.000	0
Any Other		0	0	0	0	0	0.000	0	0	0.000	0	0.000	0	0.000	0	0.000	0
Bodies Corporate		39	2143615	0	0	2143615	42.865	0	2143615	42.865	0	42.865	0	0.000	0	0.000	1522915
DARKIN VINCOM PRIVATE LIMITED	AAACD8717G	0	203850	0	0	203850	4.076	0	203850	4.076	0	4.076	0	0.000	0	0.000	203850
DEVON COMMODITIES PVT. LTD.		0	80000	0	0	80000	1.600	0	80000	1.600	0	1.600	0	0.000	0	0.000	0
GEMUS AGENTS PRIVATE LIMITED	AABCG0195L	0	134350	0	0	134350	2.687	0	134350	2.687	0	2.687	0	0.000	0	0.000	134350
JOYUS RESOURCES PVT. LTD.		0	90000	0	0	90000	1.800	0	90000	1.800	0	1.800	0	0.000	0	0.000	0
KARAN JYOTI TRADERS PVT. LTD.		0	82000	0	0	82000	1.640	0	82000	1.640	0	1.640	0	0.000	0	0.000	0
KUSUM INDUSTRIAL GASES LTD	AABCK4407B	0	100000	0	0	100000	2.000	0	100000	2.000	0	2.000	0	0.000	0	0.000	100000
NEW VIEW CONSULTANTS PRIVATE LIMITED	AAACN8733G	0	229350	0	0	229350	4.586	0	229350	4.586	0	4.586	0	0.000	0	0.000	229350
POORVA TREXIM PVT. LTD.		0	100000	0	0	100000	2.000	0	100000	2.000	0	2.000	0	0.000	0	0.000	0
R.R.SYNTHETICS AND FINVEST PRIVATE LIMIT	AABCR3722Q	0	245000	0	0	245000	4.899	0	245000	4.899	0	4.899	0	0.000	0	0.000	245000
RADICO KHAITAN FINANCE LIMITED	AABCR3652D	0	174300	0	0	174300	3.485	0	174300	3.485	0	3.485	0	0.000	0	0.000	174300



**Table III - Statement showing shareholding pattern of the Public shareholder**

Category & Name of shareholders (I)	PAN (II)	Nos. of shareholder (III)	No. of fully paid-up equity shares held (IV)	No. of partly paid-up equity shares held (V)	Nos. of shares underlying Depository Receipt (VI)	Total nos. shares held (VII) = (IV)+(V)+(VI)	Shareholding % calculated as per SCRR, 1957 as a % of (A+B+C2) (VIII)	Number of Voting Rights held in each class of securities (IX)			No. of Shares Underlying convertible securities (including Warrants) (X)	Shareholding as a % assuming full conversion of convertible securities (as a percentage of diluted share capital) (XI) = (VII)+(X) as a % of (A+B+C)	Number of Locked In shares (XII)		Number of Shares pledged or otherwise encumbered		Number of equity shares held in dematerialized form (XIV)	
								Class x	Class y	Total			Total as a % of Total Voting rights	No. (a)	As a % of total Shares held (b)	No. (a)		As a % of total Shares held (b)
VARDHAMAN TEXTILE CO. PVT. LTD.	AAACV9627M	0	159800	0	0	159800	3.195	0	159800	3.195	0	0.000	0	0.000	0	0.000	159800	
VIVEKSHIL DEALERS PVT. LTD.	AAACV9626L	0	162330	0	0	162330	3.246	0	162330	3.246	0	0.000	0	0.000	0	0.000	162330	
QFI - Individual		0	0	0	0	0	0.000	0	0	0.000	0	0.000	0	0.000	0	0.000	0	
NRRI / OCBs		0	0	0	0	0	0.000	0	0	0.000	0	0.000	0	0.000	0	0.000	0	
Trusts		0	0	0	0	0	0.000	0	0	0.000	0	0.000	0	0.000	0	0.000	0	
Clearing Members		3	41	0	0	41	0.001	0	41	0.001	0	0.000	0	0.000	0	0.000	41	
Sub-Total (B)(3)		862	3336300	0	0	3336300	66.714	0	3336300	66.714	0	0.000	0	0.000	0	0.000	2373665	
<b>Total Public Shareholding (B) = (B)(1)+(B)(2)+(B)(3)</b>		<b>863</b>	<b>3673800</b>	<b>0</b>	<b>0</b>	<b>3673800</b>	<b>73.463</b>	<b>0</b>	<b>3673800</b>	<b>73.463</b>	<b>0</b>	<b>0.000</b>	<b>0</b>	<b>0.000</b>	<b>0</b>	<b>0.000</b>	<b>2373665</b>	



Table IV - Statement showing shareholding pattern of the Non Promoter - Non Public shareholder

Category & Name of shareholders (I)	PAN (II)	Nos. of shareholders (III)	No. of fully paid-up equity shares held (IV)	No. of partly paid-up equity shares held (V)	Nos. of shares underlying Depository Receipt (VI)	Total nos. shares held (VII) = (IV)+(V)+(VI)	Shareholding % calculated as per SCRR, 1957 As a % of (A+B+C2) (VIII)	Number of Voting Rights held in each class of securities (IX)			No. of Shares Outstanding convertible securities (including Warrants) (X)	Shareholding as a % assuming full conversion of convertible securities (as a percentage of diluted share capital) (XI) = (VII)+(X) as a % of (A+B+C)	Number of Locked in shares (XII)		Number of Shares pledged or otherwise encumbered (XIII)		Number of equity shares held in dematerialized form (XIV)	
								No. of Voting Rights					As a % of total Shares held (b)	No. (a)	As a % of total Shares held (b)	No. (a)		As a % of total Shares held (b)
								Class x	Class y	Total								
(1) Custodian.DR Holder																		
(2) Employee Benefit Trust (under SEBI (share based Employee Benefit) Regulations, 2014																		
<b>Total Non-Promoter - Non-Public Shareholding (C)=(1)+(2)</b>																		

